
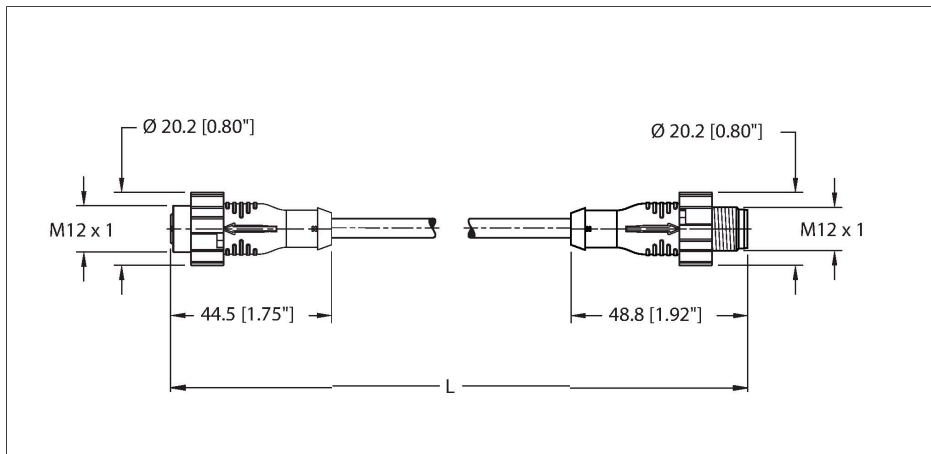


EKRT-ESRT-A5.500-GC2K-2

Actuator and Sensor Cable – Connection Cable



Technical data

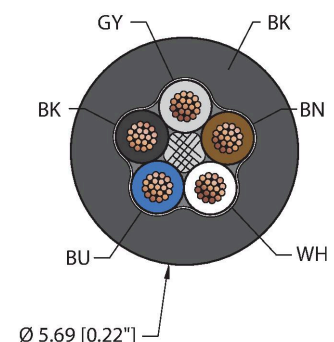
Type	EKRT-ESRT-A5.500-GC2K-2
Ident. no.	UX19110
Replaces	RK 4.5T-2-RS 4.5T
Connector A	Female, M12 × 1, Straight, A-code
Design specification	acc. to IEC 61076-2-101
Number of pins	5
Contacts	Bronze, CuSn, Gold-plated
Contact carriers	Plastic, TPU, Black
Connector body	Plastic, TPU, Black
Coupling nut/screw	Brass, CuZn, Nickel-plated
Seal	O ring, Plastic, FKM/FPM
Mechanical lifespan	> 100 Mating cycles
Pollution degree	3
Protection class	IP67, IP68, IP69K
	NEMA: 1, 3, 4, 6P, 12
Torque sleeve	Plastic, PA, yellow
Tightening torque (range)	0.4 ... 1.8 Nm (observe max. torque of mating connector!)
Connector B	Male, M12 × 1, Straight, A-coded
Design specification	acc. to IEC 61076-2-101
Number of pins	5
Contacts	Bronze, CuSn, Gold-plated
Contact carriers	Plastic, TPU, Black
Connector body	Plastic, TPU, Black
Coupling nut/retaining screw	Brass, CuZn, Nickel-plated
Mechanical lifespan	> 100 Mating cycles
Pollution degree	3
Protection class	IP67, IP68, IP69K

Features



- M12 female connector, straight, 5-pin
- M12 male connector, straight, 5-pin
- Instrumentation Tray Cable
- Black PVC jacket, 5X22 AWG
- Sunlight Resistant
- -40 Cold Bend Rating
- Oil Resistant
- Flame Ratings: UL 1685 FT4, UL1061, CSA FT4
- Flexlife® and C-Track Approved
- Cable length: 2 m

Cable Cross-Section

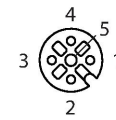


Technical data

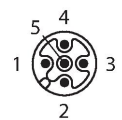
	NEMA: 1, 3, 4, 6P, 12
Torque sleeve	Plastic, PA, yellow
Tightening torque	0.4 ... 1.8 Nm (observe max. torque of mating connector!)
Cable	
Cable ID	RF50982
	5
Cable diameter	Ø 5.69 mm
Cable length	2 m (+ 50 mm or 4 % of the length/-0.0, depending on which value is larger)
Cable jacket	PVC, Black
Conductor diameter	0.054 "
Conductor material	?
Core insulation	PVC
Core cross-section	5 x 22 AWG [Similar to 0.34 mm ²]
Arrangement of strands	19 x 0.0058 "
Core colors	BN, WH, BU, BK, GY
Electrical properties at +20 °C	
	300 V _{DC} /250 V _{AC}
Current	4 A
Mechanical and chemical properties	
Bending radius (stationary installation)	≥ 5 x Ø
Bending radius (flexible use)	≥ 10 x Ø
Cold flexural strength	-40 °C
Bending cycles 20 x Ø	10 million *
C-track	Yes
Stationary	-40 °C...+105 °C
In motion	5 °C...+105 °C
	-20 °C...+105 °C
Approval	
Approvals	UL 2238 CSA C22.2 No. 182.3 CE RoHS
Note	
	- Flex values can be reduced when used in extreme temperatures, in contact with certain chemicals, above the nominal speed or below the nominal bending radius.
	- We reserve the right to make technical modifications without prior notice.

Contact assignment

Connector A



Connector B



Diagram

