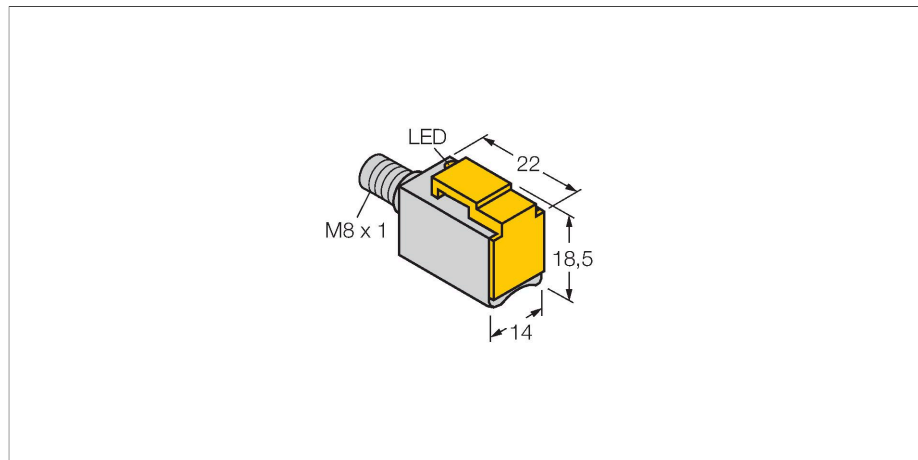


# BIM-PSM-AP6X-V1131

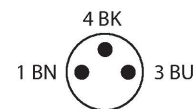
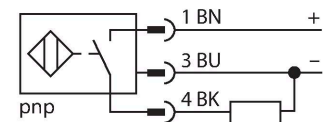
## Magnetic Field Sensor – For Pneumatic Cylinders



### Features

- Rectangular, height 18.5 mm
- Front active face
- Metal/plastic, Al/PA12-GF30
- Magnetic-inductive sensor
- DC 3-wire, 10...30 VDC
- NO contact, PNP output
- Male connector, M8 x 1

### Wiring diagram



### Technical data

<b>Type</b>	BIM-PSM-AP6X-V1131
Ident. no.	4625600
Pass speed	≤ 10 m/s
Repeatability	≤ ± 0.1 mm
Temperature drift	≤ 0.1 mm
Hysteresis	≤ 1 mm
Ambient temperature	-25...+70 °C
Operating voltage	10...30 VDC
Residual ripple	≤ 10 % U <sub>ss</sub>
DC rated operational current	≤ 200 mA
No-load current	≤ 15 mA
Residual current	≤ 0.1 mA
Isolation test voltage	≤ 0.5 kV
Short-circuit protection	yes / Cyclic
Voltage drop at	≤ 1.8 V
Wire breakage/Reverse polarity protection	yes / Complete
Output function	3-wire, NO contact, PNP
Switching frequency	1 kHz
<b>Design</b>	Rectangular, PSM
Dimensions	28 x 14 x 18.5 mm
Housing material	Metal/plastic, Al/PA12-GF30
Active area material	Metal, Al
Electrical connection	Connectors, M8 x 1
Vibration resistance	55 Hz (1 mm)
Shock resistance	30 g (11 ms)
Protection class	IP67
MTTF	2283 years acc. to SN 29500 (Ed. 99) 40 °C

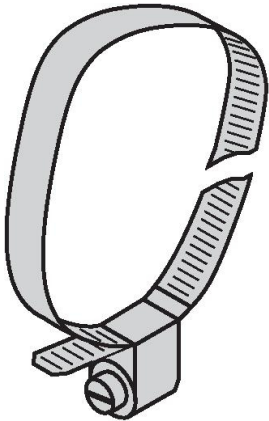
### Functional principle

Magnetic field sensors are activated by magnetic fields and are especially suited for piston position detection in pneumatic cylinders. Based on the fact that magnetic fields can permeate non-magnetizable metals, it is possible to detect a permanent magnet attached to the piston through the aluminium wall of the cylinder.

## Technical data

Mounting on the following profiles	.
Cylindrical design	○
Switching state	LED, Yellow

## Accessories

**ASB-4****6965104**

Clip collar for mounting brackets for magnetic field sensors on round cylinders; cylinder diameter: 28... 39 mm; other lengths are available under designations ASB-1 to ASB-9